

Factors affecting embryo temperature and their effects on chick quality

Sander.lourens@wur.nl

www.hatchability.com




Sander Lourens

- 1996 MSc in Fisheries Biology & Aqua Culture
- 1997 Laboratory Salmonella & Campylobacter Plukon Poultry
- 1998 Center for Applied Poultry Research "Het Spelderholt"
- 2003 Researcher Poultry Production at Wageningen UR Livestock Research
- 2007 Researcher Healthy Chicks in Healthy Poultry Chains at WUR-LR
- 2008 PhD "embryo temperature during incubation: practise and theory"
- 2012 www.hatchability.com – a website to inspire hatchery workers

Recent projects:


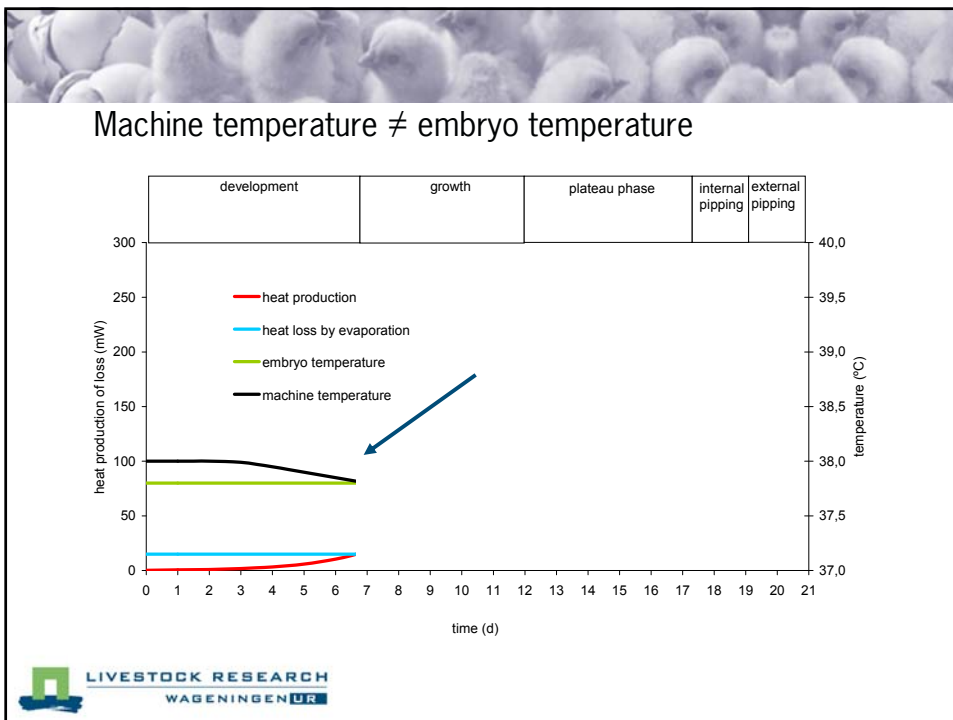
- Reduction of antibiotics and ESBL in the Dutch Broiler Chain
- Optimising technical and financial results in all sectors in the broiler chain
- Food Security Project in Indonesia on broiler farming
- Pilot farms and hatchery development in India

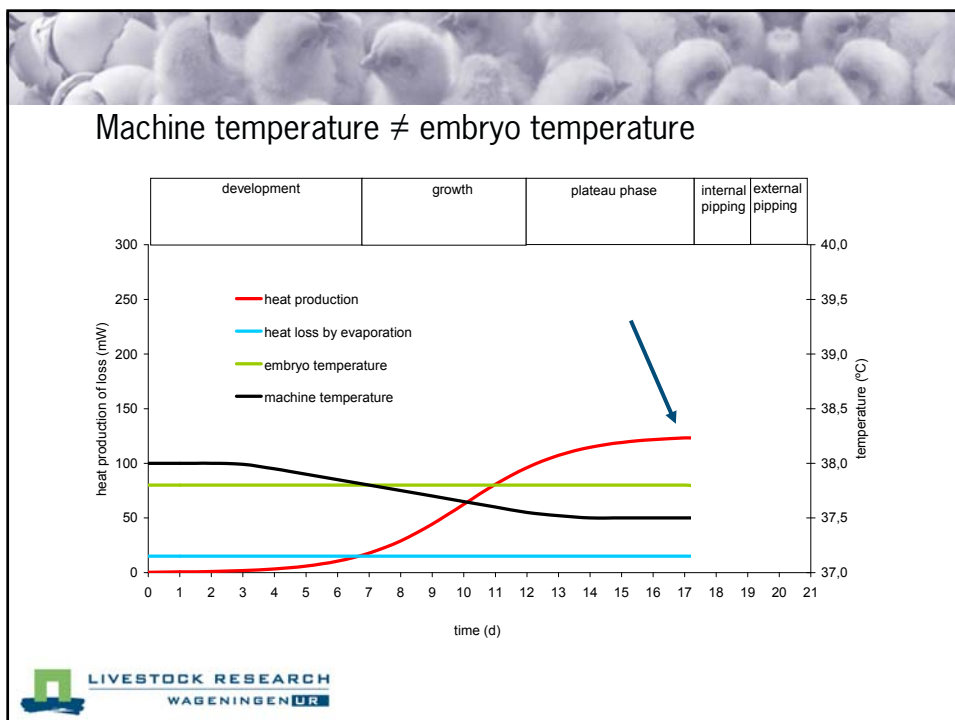
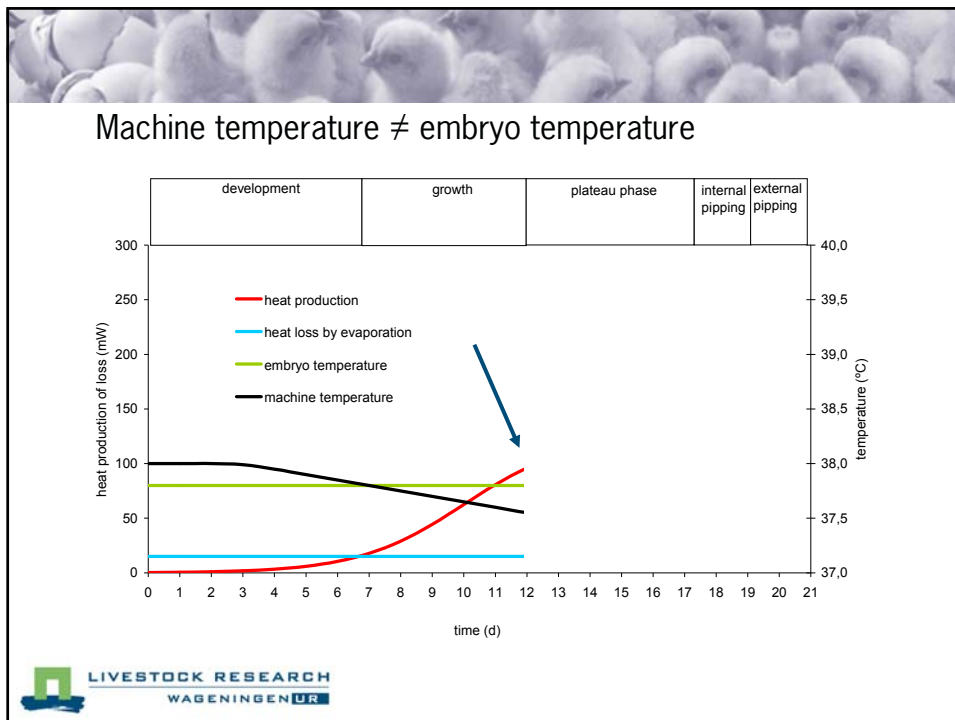


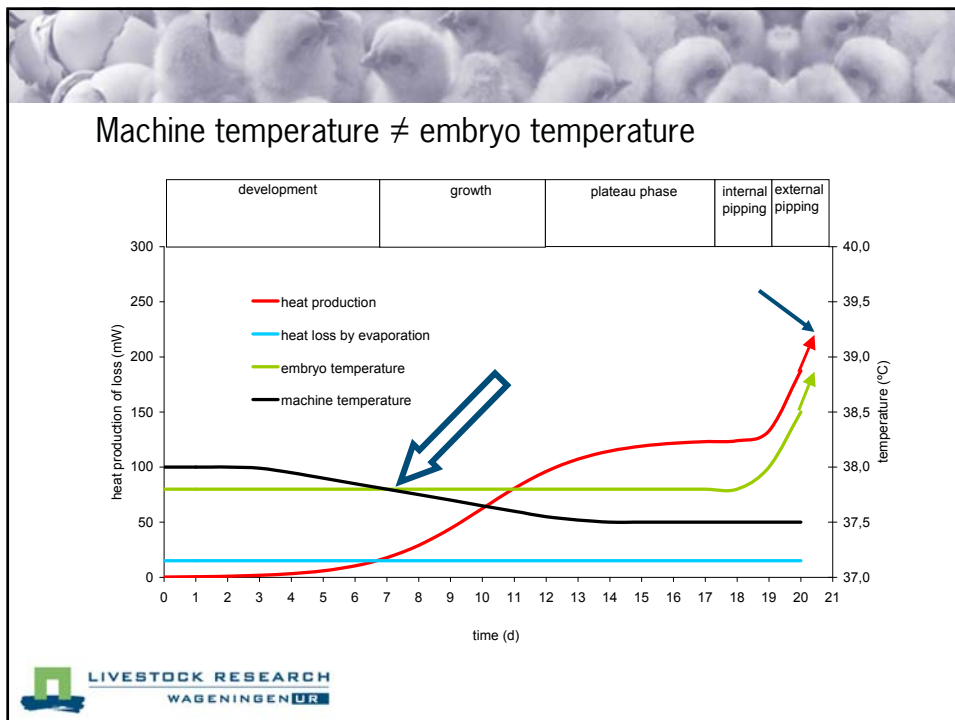
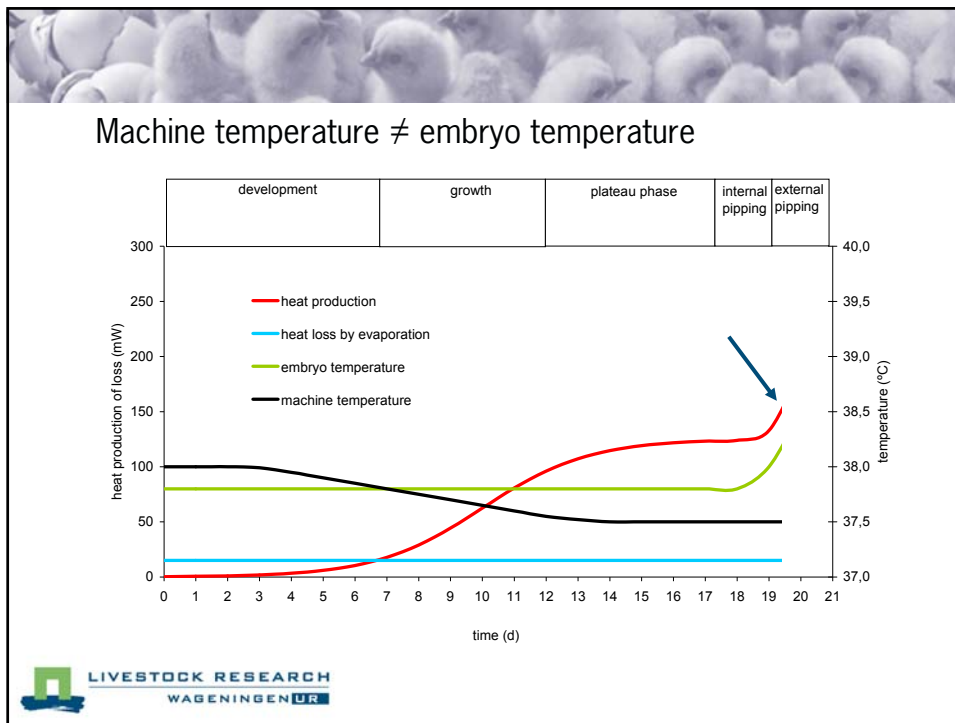


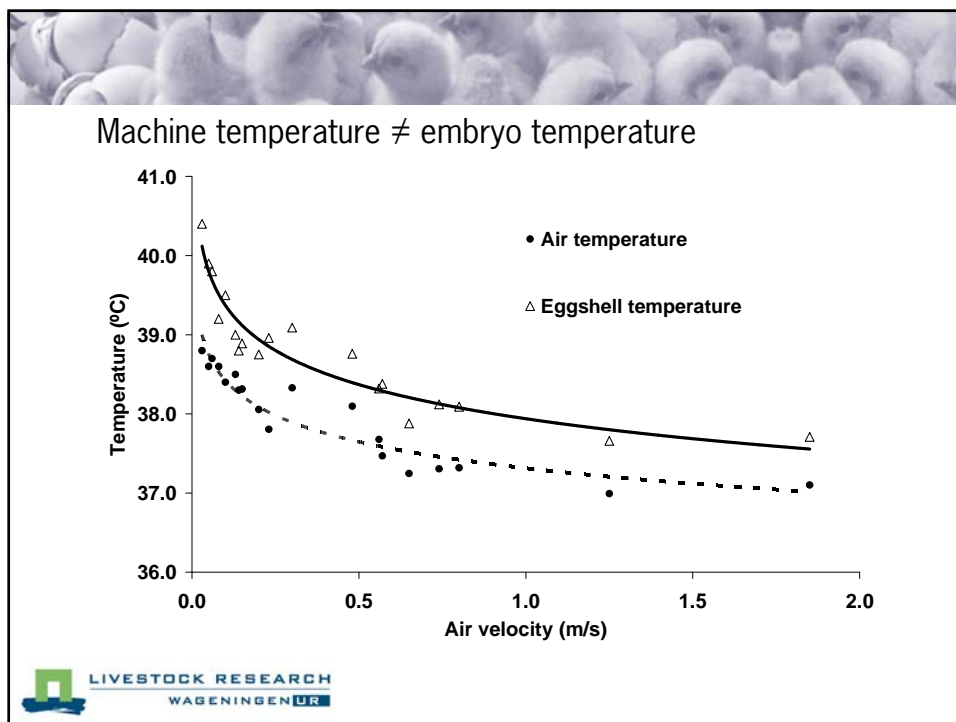
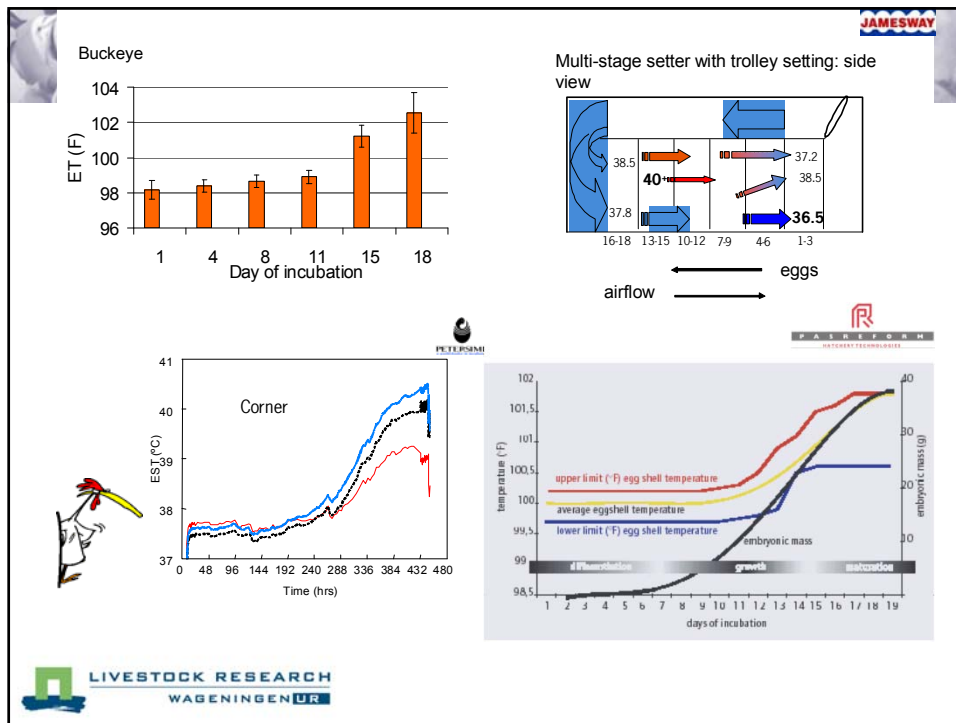
Incubation for good chick quality

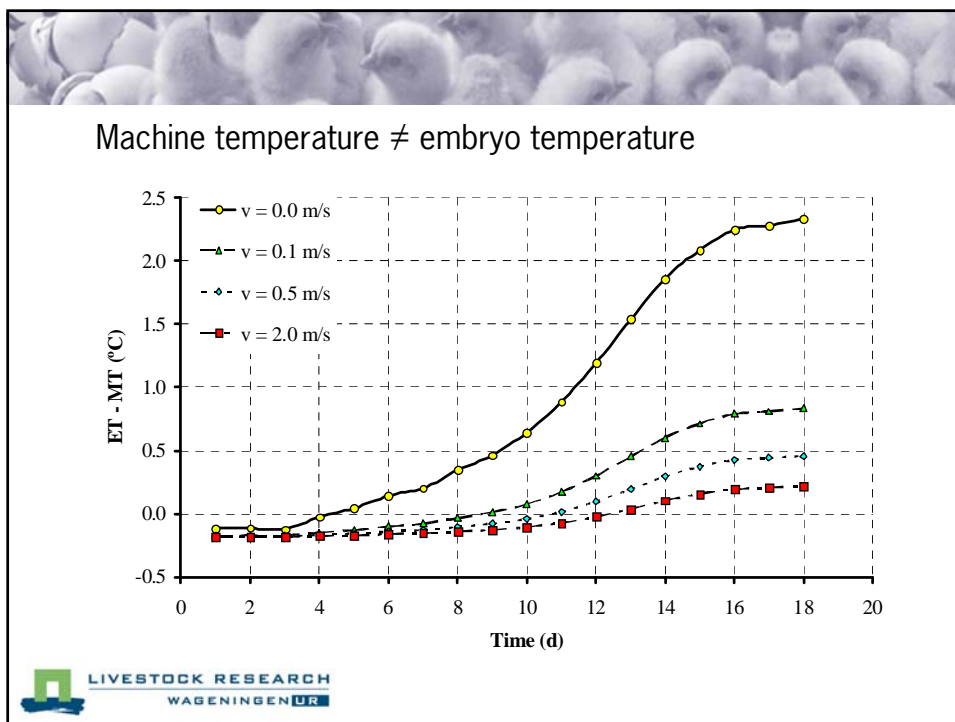
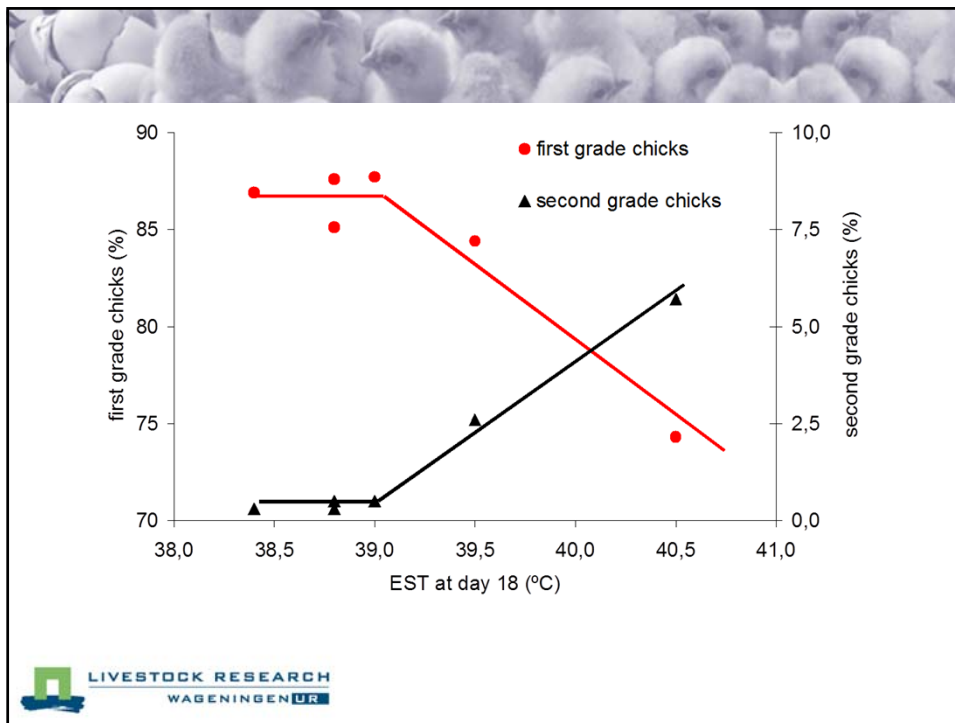
- Machine temperature \neq embryo temperature
- Balance between heat loss and heat production (HP)
- Factors that affect heat loss
- Factors that affect HP
- Effects of uncontrolled embryo temperature

















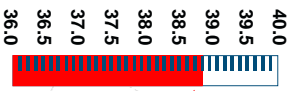
Machine temperature \neq embryo temperature

- MT = ET only at 1 point, when heat loss = heat production
- timing depends on air velocity across the eggs
- differences between incubators
- differences between positions in the incubator

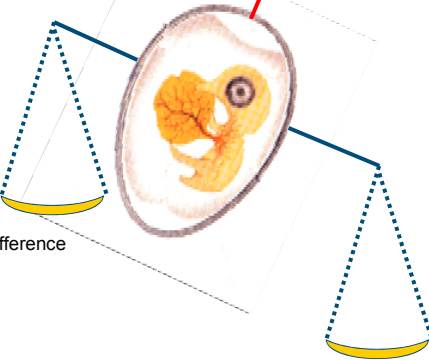
ET: balance between heat production and heat loss

Embryo temperature (°C)




Heat loss

- Evaporation
- Heat transfer
 - temperature difference
 - heat capacity
 - air velocity



Heat production


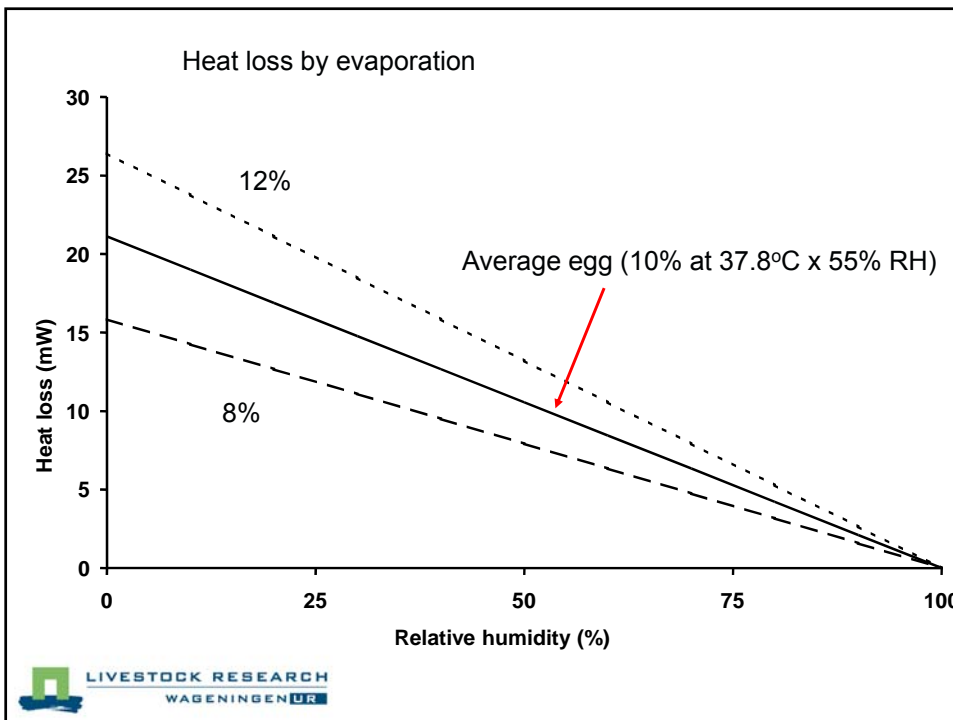
- Time / development
- Physical factors
- Biological factors
- Environmental factors




1. Factors that affect heat loss

2 components that determine heat loss:



- Evaporation (latent HP)
 - *relative humidity and air temperature*
 - *eggshell quality*
- Heat transfer
 - *temperature difference between egg and environment*
 - *heat capacity of air (relative humidity)*
 - *air velocity*




Heat loss: evaporation

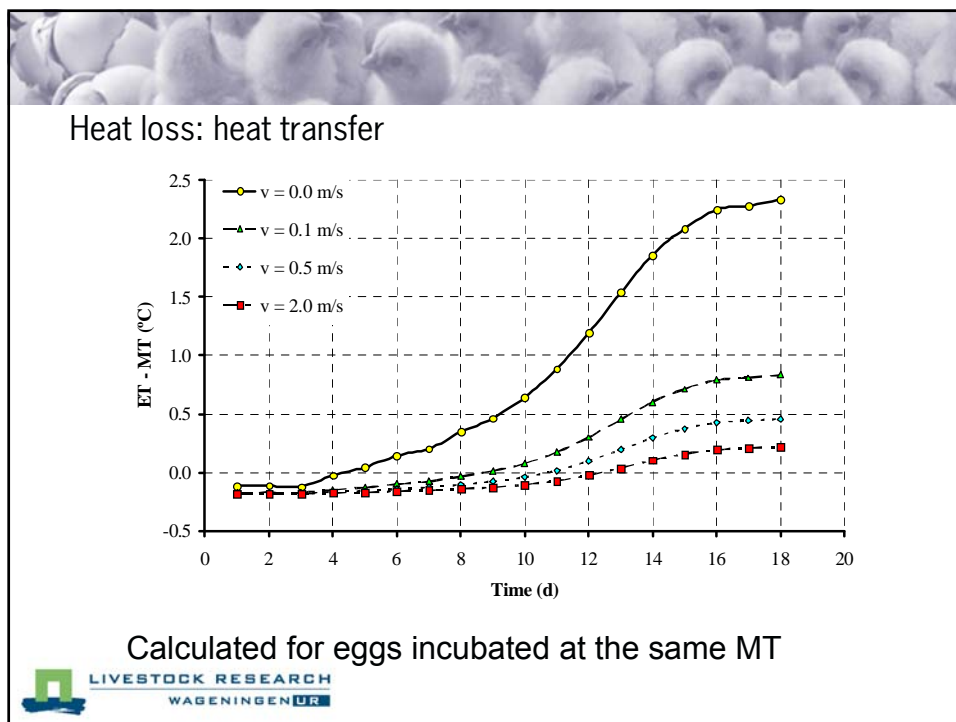
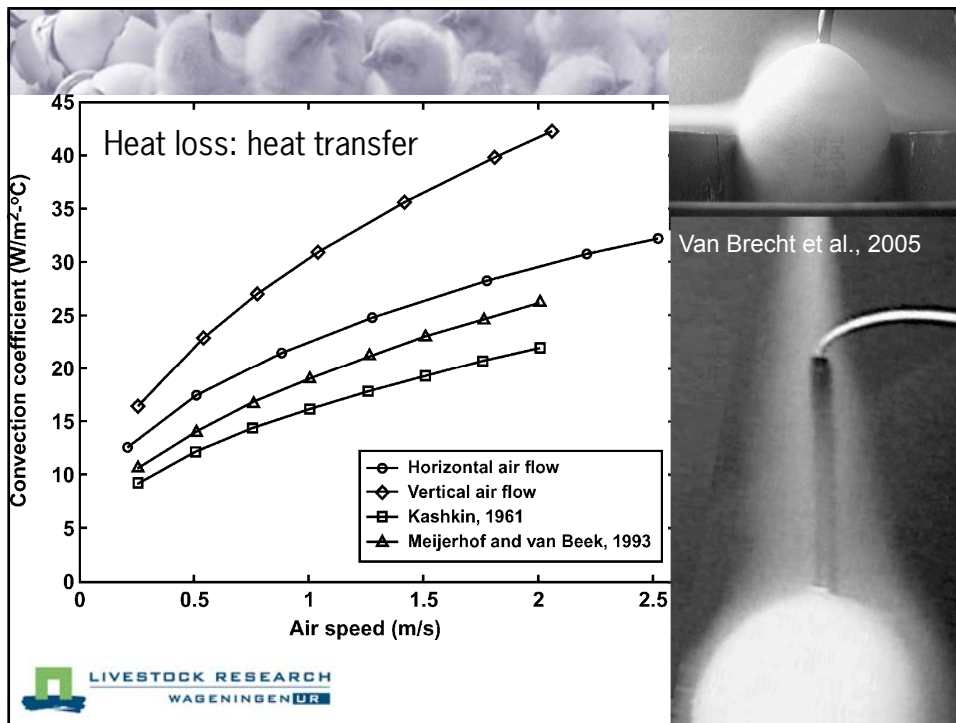
- Weight loss: 10.000 eggs of 60 g loose 0.6% of initial weight per day
 - *Eggs incubated at 37.5°C MT and 55% RH*
 - *Total weight loss: 150 ml water per hour*
 - *ET is decreased by 0.2°C*
 - *Uniform at all places in the incubator*



Heat loss: evaporation

- Weight loss: 10.000 eggs of 60 g loose 0.6% of initial weight per day
 - *Eggs incubated at 37.5°C and 55% RH*
 - *Total weight loss: 150 ml water per hour*
 - *ET is decreased by 0.2°C*
 - *Uniform at all places in the incubator*
- Spray nozzles or humidifying discs:
 - *Local cooling effects*
 - *150 ml water per hour at 10% of the eggs: ET is decreased by 2.0°C!*



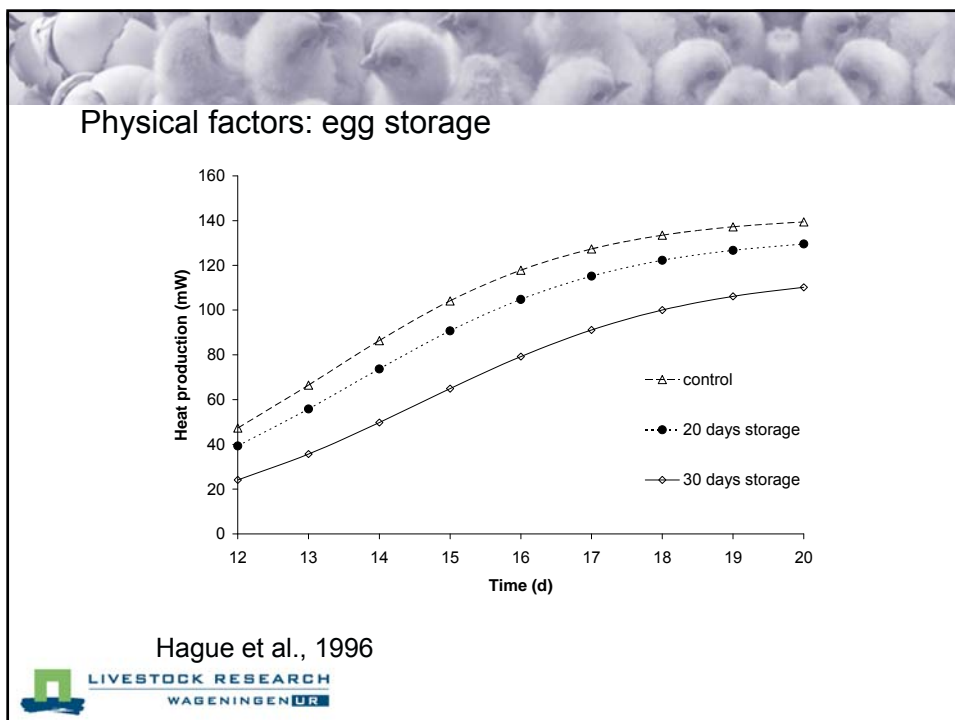


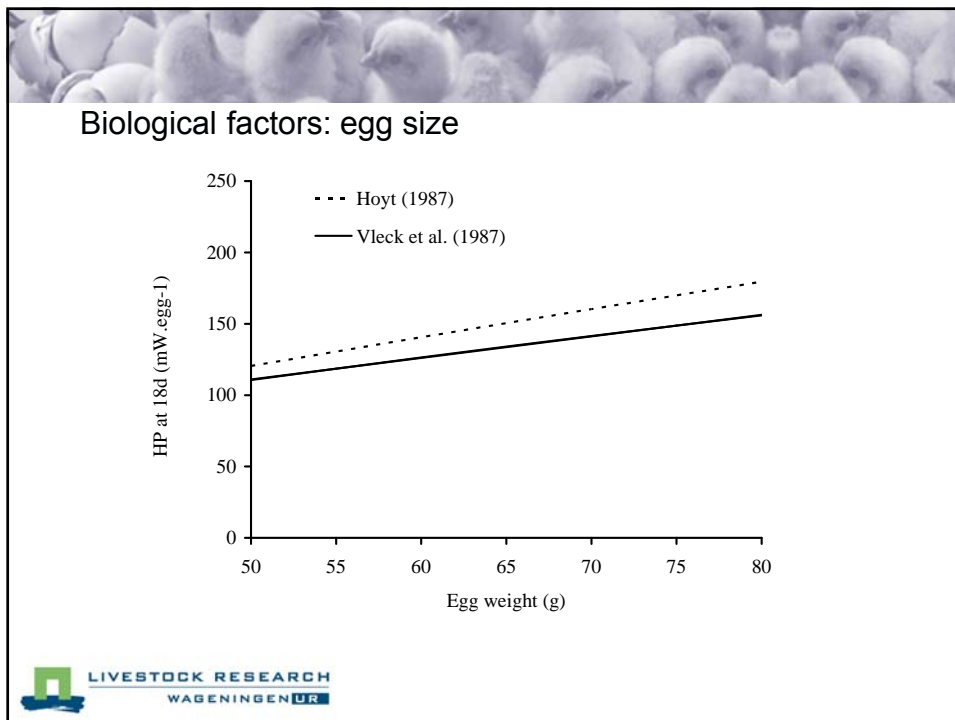
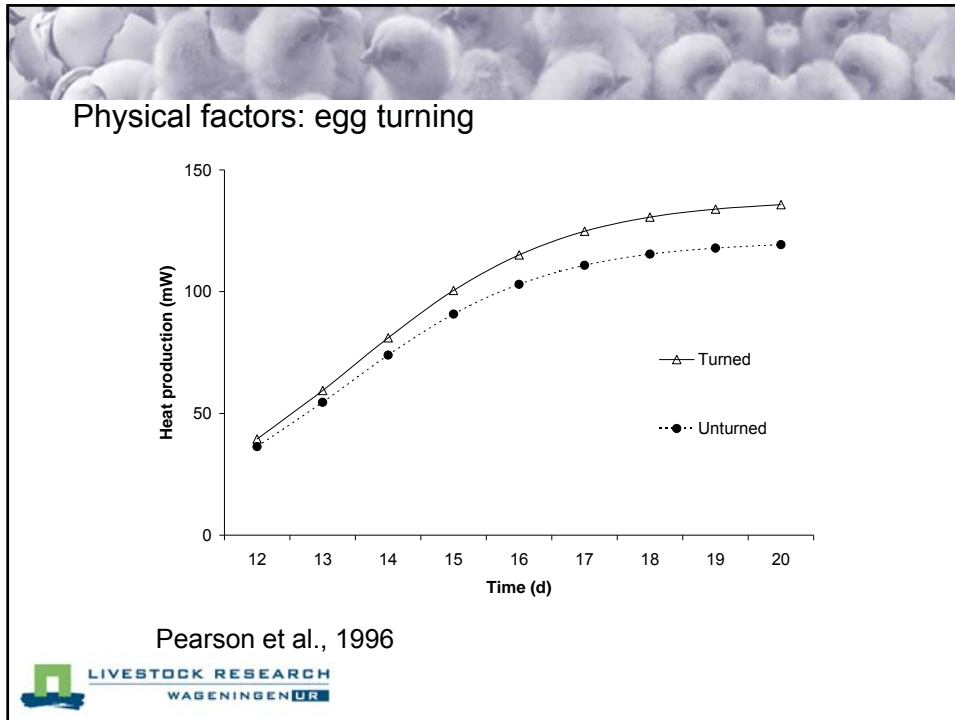
2. Factors that affect heat production

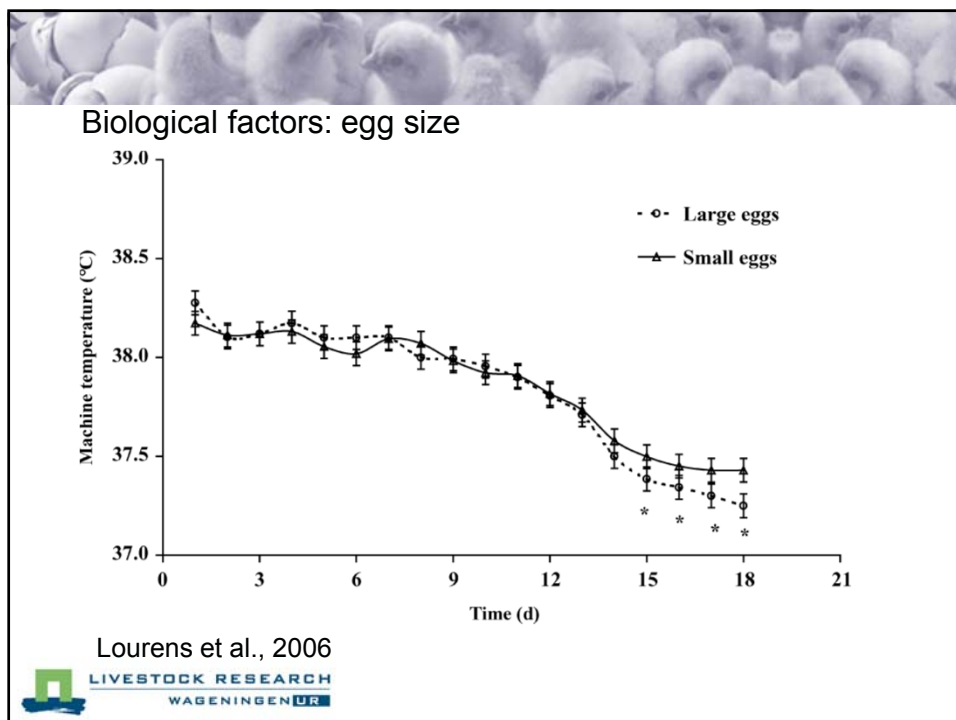
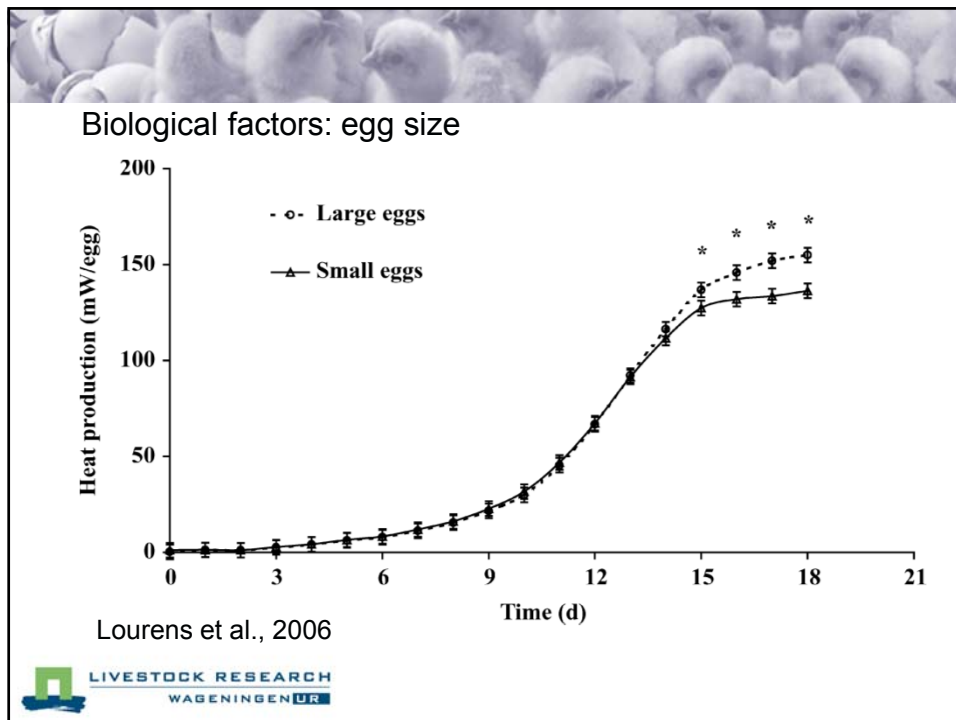
- Age of the embryo (time)
 - *storage conditions, egg turning*
- Physical factors
 - *egg size, breed, breed age*
- Biological factors
 - *oxygen, carbon dioxide, humidity, temperature*


The diagram illustrates the metabolic process of an egg. On the left, a blue circle represents an egg with a yellow yolk. An arrow labeled O_2 points into the egg. Three arrows point out of the egg, labeled CO_2 , H_2O , and heat. To the right of the egg are a yellow chick and a yellow egg, separated by plus signs.

LIVESTOCK RESEARCH WAGENINGEN UR











Biological factors: breed

Metabolic heat production (mW per egg)

d	R308*	R508*	Layer*	Traditional**
17	151	160	133	130
18	156	149	130	137
19	164	161	127	124
20	252	239	131	169

*Janke, Tzschenktke and Boerjan (2004)
** Romijn and Lokhorst (1960)






Differences between lines, genetic background

- Not much “hard” information
 - Mainly focus on layers vs broilers
- But practical experience:
 - Vedette, AA
 - Ross 308, hubbard classic, Hybro PN
 - Ross 508,
 - Ross 708, cobb 500, Hybro G+, Hubbard HY
 - Cobb 700, male lines

easy

difficult







- General trend:
 - More meat yield \Rightarrow higher heat production
 - Better shell quality \Rightarrow more sensitive for heat

If people change breed, look where they come from


- Ross to Cobb: possible problems
- R508 to R308: more easy
- Cobb 500 to Cobb 700: be aware
 - 0.5 to 1°F higher embryo temperature at same setting
 - 6-12 hours earlier hatch
 - More chick quality issues if temperature not adjusted


 LIVESTOCK RESEARCH
WAGENINGEN UR




Biological factors: breed

- Broiler and layer hatching eggs incubated at the same constant MT
- Differences in egg size
- Eggshell temperature at d18 for layer eggs: 38.3°C
- Eggshell temperature for broiler eggs: 0,6 – 0,8°C higher
 - metabolic rate higher
 - HP and ET are linearly related
 - oxygen conductance in broiler eggs higher? (poor eggshell quality?)
 - Broiler embryos contain and utilize more energy?
 - Efficiency of energy utilization??

 LIVESTOCK RESEARCH
WAGENINGEN UR



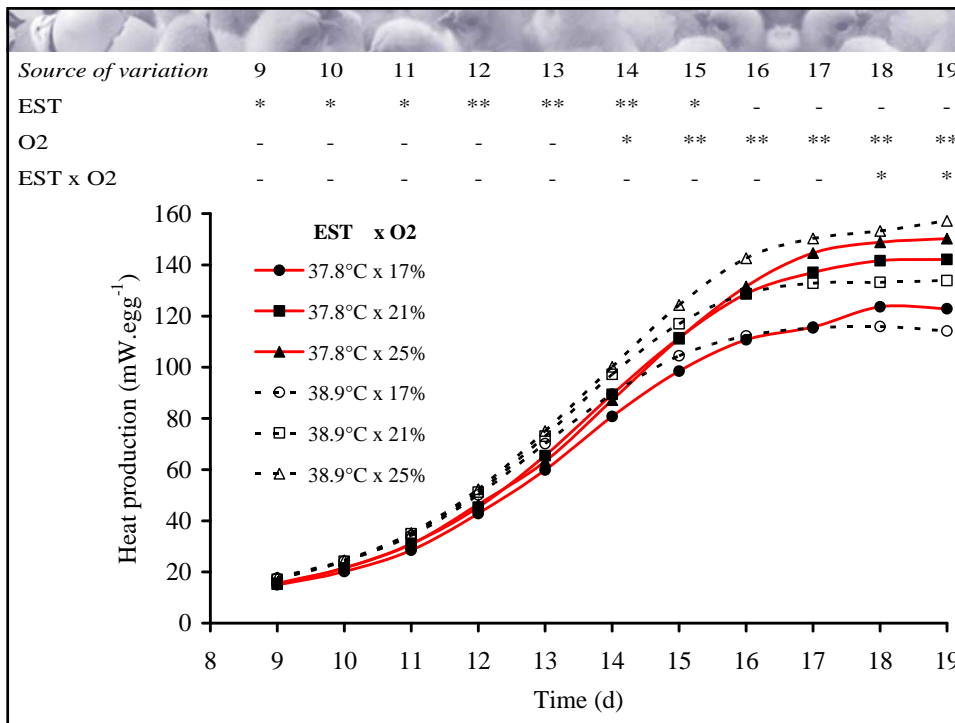
- Experiment with broiler hatching eggs (Lourens et al., 2007):
 - Eggs of similar size: 60 – 65g
 - EST between d8 – d19: 37.8°C or 38.9°C
 - O₂: 17%, 21% or 25%




Climate Respiration Chamber (CRC)






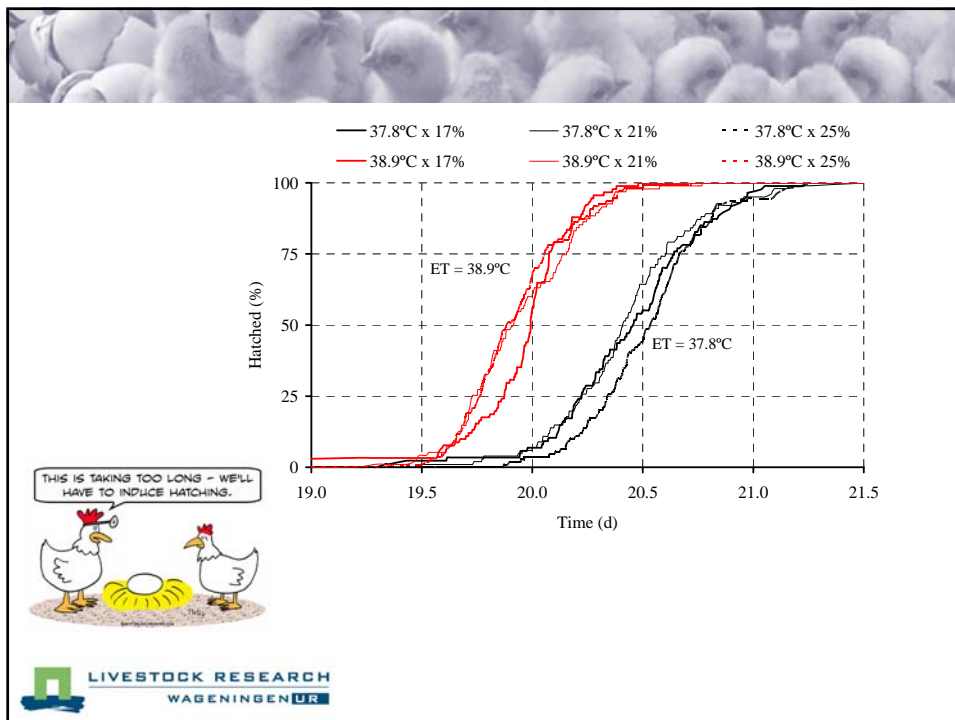



	CL (cm)	BW (g)	YFB (g)	RY (g)	HW (g)	LW (g)	HT (d)
<i>EST</i>							
37.8°C	19.7	41.5 ^a	37.4 ^a	4.0	0.40 ^a	1.65 ^a	20.5 ^a
38.9°C	19.8	39.8 ^b	35.8 ^b	4.0	0.33 ^b	1.53 ^b	19.8 ^b



	CL (cm)	BW (g)	YFB (g)	RY (g)	HW (g)	LW (g)	HT (d)
<i>EST</i>							
37.8°C	19.7	41.5 ^a	37.4 ^a	4.0	0.40 ^a	1.65 ^a	20.5 ^a
38.9°C	19.8	39.8 ^b	35.8 ^b	4.0	0.33 ^b	1.53 ^b	19.8 ^b
<i>O2</i>							
17%	19.0 ^c	40.6	35.3 ^b	5.3 ^a	0.36	1.49	20.2
21%	19.9 ^b	40.6	36.9 ^a	3.7 ^b	0.35	1.63	20.2
25%	20.4 ^a	40.7	37.7 ^a	3.0 ^c	0.38	1.65	20.2

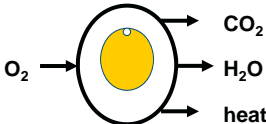
No interactions




In general,


- For eggs of the same size, hatch time decreased when flock age increased
- Increased oxygen conductance in eggs of older flocks increased HP
- As a result, ET increased as well, which decreased hatch time!!
- What factor determines HP?
 - Energy utilization
 - Efficiency





+

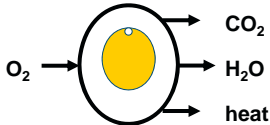


+




$$E_{YFB} = \frac{YFB(kJ)}{Albumen(kJ) + Yolk(kJ) - RY(kJ)} \times 100\%$$




+





YFB

+





RY






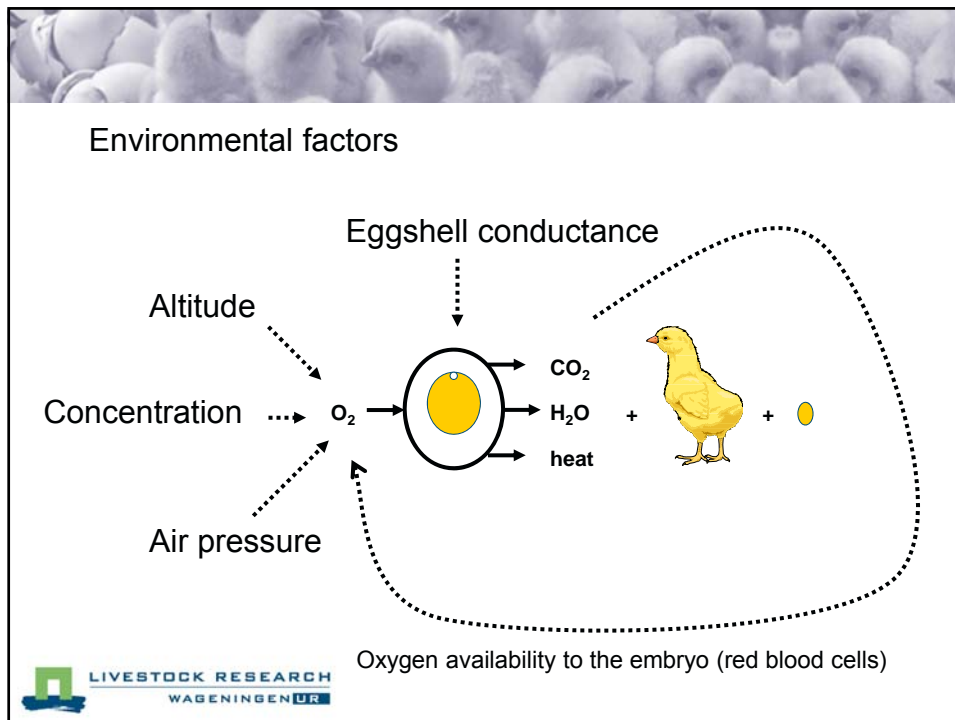
	EST		O ₂		
	37.8°C	38.9°C	17%	21%	25%
Albumen (kJ)	73	76	73	75	76
Yolk (kJ)	280	282	282	281	281
YFB (kJ)	170 ^a	158 ^b	150 ^b	172 ^a	171 ^a
RY (kJ)	48	46	68 ^a	43 ^b	31 ^c
Utilized (kJ)	305	311	286 ^c	313 ^b	326 ^a
E _{YFB} (%)	55.7 ^a	50.8 ^b	52.5	54.9	52.4
HP at d18 (mW.egg ⁻¹)	131 ^b	148 ^a	119 ^c	138 ^b	152 ^a

After Lourens et al. (2011).

	Energy utilization	E _{YFB}
Egg weight	Yes	No
Breed	Yes	No
Oxygen	Yes	No
Eggshell temperature	No	Yes

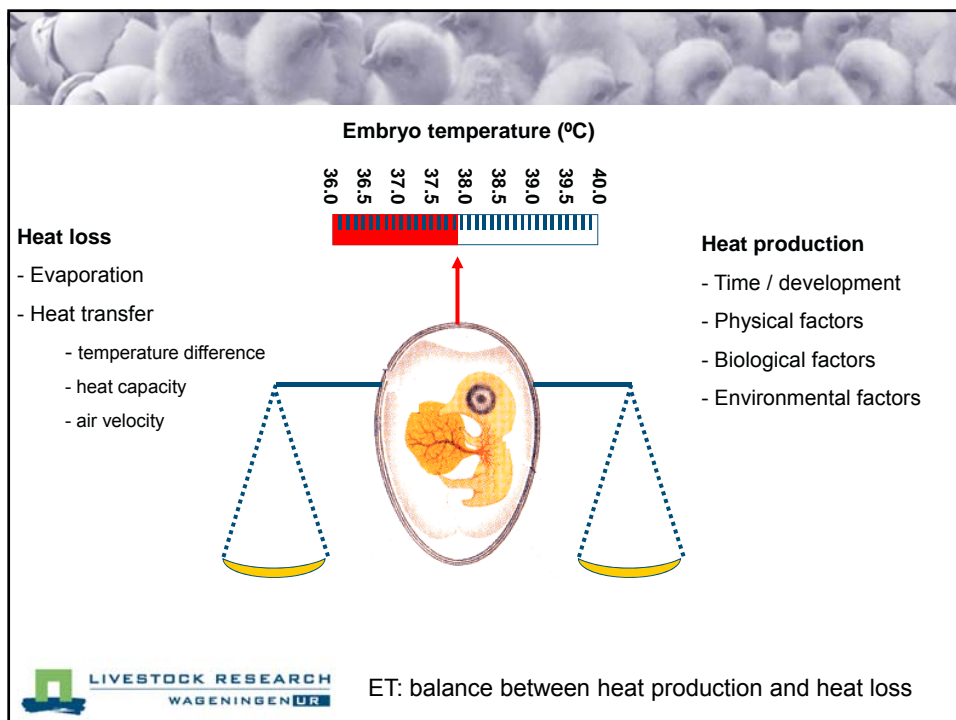
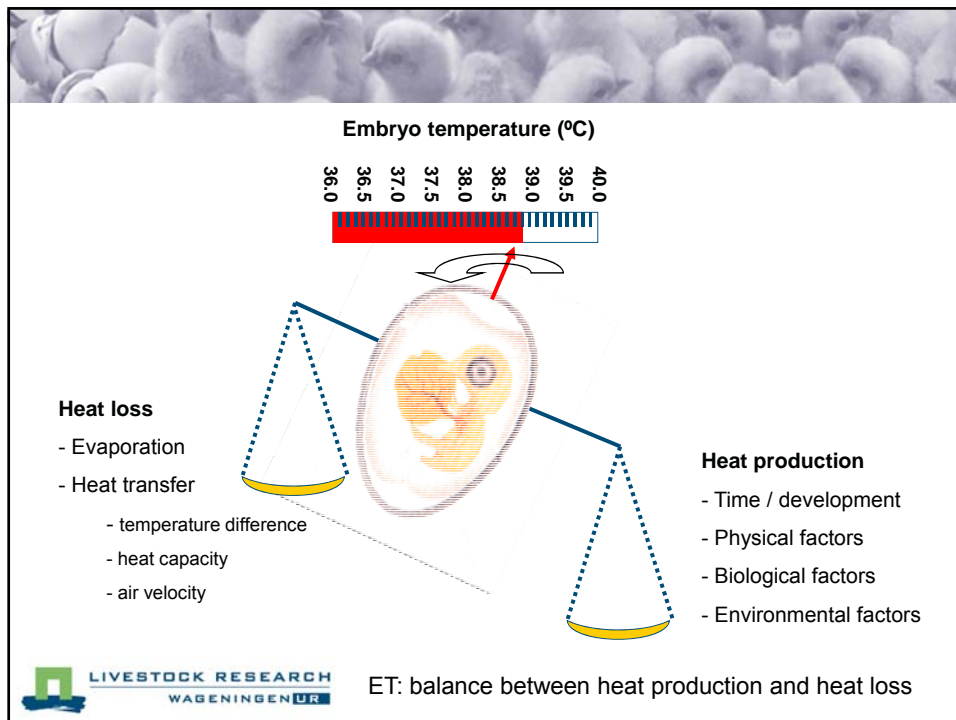





Environmental factors: H_2O

- RH, MT, and conductance determine weight loss during incubation
- Development of air cell, required for internal pipping
- But focus on ET first...
- Ventilation early in incubation removes water from the machine
 - Not required
 - Creates cold spots
 - Spray nozzles / humidifiers to add moisture
 - High CO_2 level during week 1 stimulates development of membranes to support gas exchange later in week 3
 - High RH during week 1 needs to be compensated later


LIVESTOCK RESEARCH
WAGENINGENUR






Treatment	1-7 days	7-14 days	14-21 days
	98	100	100
“multi-stage”	98	100	102
“single-stage”	100	100	100
	100	100	102


temperature values are egg shell temperatures



Lourens et al, 2005



value	YFBM (g)	Length (cm)	%hatch	7 d b.w. (g)	Heart (g)
98-100-100	37.1b	19.0ab	78.9a	147.7a	0.33ab
98-100-102	33.8a	18.3a	77.8a	148.0a	0.28a
100-100-100	37.9b	19.4b	84.7b	154.6b	0.36b
100-100-102	38.0b	19.3b	77.6a	151.9ab	0.31ab





Take home message:

Eggshell temperature is the key!!!

To know EST, you have to measure it

Keep EST close to 37.8°C constantly



 L I V E S T O C K R E S E A R C H
W A G E N I N G E N U R



Thanks for your attention!!



 L I V E S T O C K R E S E A R C H
W A G E N I N G E N U R